

How to Create a New Home Access Center (HAC) Account

** If you already have a HAC account, go to [How to access student information in HAC](#).

- Open the HAC page by clicking [HERE](#) or going to your school's webpage and clicking the HAC icon in the upper right corner.



- Once you are re-directed to the HAC login screen, select the “Click Here to Register for HAC” link to register.

Welcome to Home Access Center

User Name

Password

[Forgot My User Name or Password](#)

[Click Here to Register for HAC](#)

Sign In

Copyright © 2003-2019 PowerSchool Group LLC and/or its affiliate(s). All rights reserved. All trademarks are either owned or licensed by PowerSchool Group LLC and/or its affiliates.
PowerSchool.com

- Fill out the form with your information (guardian's information, not student's information). The information entered on this screen must match what we have on file.

Home Access Center User Registration	
First Name:*	<input type="text" value="Guardian First Name"/>
Last Name:*	<input type="text" value="Guardian Last Name"/>
City:*	<input type="text" value="Enter City"/>
Zip Code:*	<input type="text" value="Enter Zip"/>
<input type="button" value="Register"/>	

- Create your username. If you receive a message that the username is already in use, you will need to create a different username.

Home Access Center User Registration

Please enter the username you wish to use when logging in to Home Access Center. An email will be sent to the email address the district has on record for you with further instruction on creating your new Home Access Password.

Username:

Compose 2 challenge questions and provide appropriate answers

Questions	Answers
<input type="text"/>	<input type="text"/>
<input type="text"/>	<input type="text"/>

[Privacy Policy](#)

District 86 will not make your username/password publicly available. The grades of your child posted on the website can be accessed only by appropriate official school personnel and by your private username and password. It is the parent's/guardian's/students responsibility to keep the password secure.

- The next step will be to compose two challenge questions and answers. Please check the email that we have on file, for the link to set your password.

Home Access Center User Registration

Please enter the username you wish to use when logging in to Home Access Center. An email will be sent to the email address the district has on record for you with further instruction on creating your new Home Access Password.

Username:

Compose 2 challenge questions and provide appropriate answers

Questions	Answers
<input type="text"/>	<input type="text"/>
<input type="text"/>	<input type="text"/>

[Privacy Policy](#)

District 86 will not make your username/password publicly available. The grades of your child posted on the website can be accessed only by appropriate official school personnel and by your private username and password. It is the parent's/guardian's/students responsibility to keep the password secure.

- Open the link in your email and create your password.

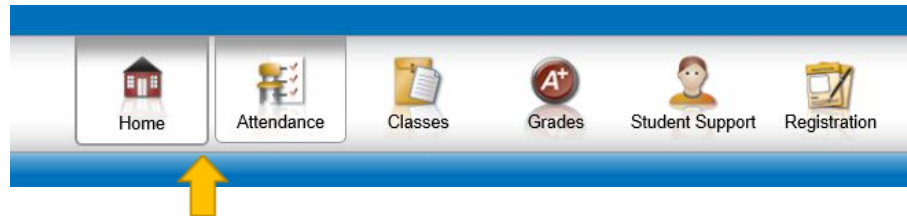
Please note; if you have multiple students that attend D86, you will only need to create one account. You will have the ability to toggle between all of your students. Only legal Guardians are able to create a HAC account.

How to Access Student Information in HAC

□ If you have multiple Students in school, you have the ability to toggle between both students in your HAC account.



□ *Weekly Calendar / School Links*



Week View School Links

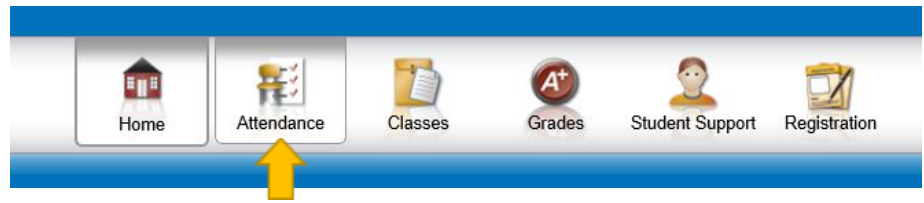
Today's News
There is no current news.

Monday September 09, 2019 - Friday September 13, 2019 Today View Full Schedule

Class	Monday 09/09 Day: M	Tuesday 09/10 Day: T	Wednesday 09/11 Day: W	Thursday 09/12 Day: T	Friday 09/13 Day: F
Study Hall S1 <small>(09913 - 1) Per: 1 Stringer, Dave</small>					
AP U.S. History <small>(02320 - 4) Per: 2 Kortist, Christi</small>		DKMAH 60-71 4/5		Taxes Patriots 5/5 4/5	

[PushCoin](#)
[Testing Information](#)

▢ *Student Attendance*



September 2019						
Sun	Mon	Tue	Wed	Thu	Fri	Sat
1	2	3	4	5	6	7
8	9	10	11	12	13	14
15	16	17	18	19	20	21
22	23	24	25	26	27	28
29	30					

Color Legend

<ul style="list-style-type: none"> ■ Absences (DO NOT USE) ■ Excused ■ Excused Family Emergency/Funeral ■ Excused Pre-Arranged ■ Homebound (DO NOT USE) ■ Hospitalized student with no HB paperwork on file ■ Influenza Like Symptoms ■ Outside Community Program ■ Present with Guidance ■ Tardy ■ Truancy ■ School Closed 	<ul style="list-style-type: none"> ■ Discrepancy ■ Excused Administration Approved ■ Excused Medical ■ Excused Religious Holiday ■ Homebound- District Contract ■ In School College Visit ■ Library ■ Present ■ Present with Social Worker ■ Tardy Excused ■ Unexcused 	<ul style="list-style-type: none"> ■ Educational Services Exclusion - DO NOT USE ■ Excused Athletic/Outside Activity ■ Excused No Pre-Arranged Paperwork ■ Excused Vacation ■ Homebound- District Intermittent ■ In School Field Trip ■ Nurse ■ Present in the Building ■ State Truancy Bucket (DO NOT USE) ■ Tardy Unexcused ■ Unexcused Absence Parent Called 	<ul style="list-style-type: none"> ■ Excluded Due to Physicals/Immunizations ■ Excused Detained ■ Excused Nurse sent home ■ Field Trip ■ Homebound- District Tutor ■ In School Supervised Study ■ Out of School Suspension ■ Present with Dean ■ Student Success Center ■ Testing ■ Multiple Attendance Codes
---	---	--	--

▢ Student Classes and Schedules



View Classwork for Report Card Run 2
 Show (All Classes) Order by Class

Refresh View

01320 - 1 AP Eng Lang/Comp						Overall Average 97.60%	
Date Due	Date Assigned	Assignment	Category	Score	Total Points		
09/11/2019		Current Grade in Canvas	Class Work	97.60	100.00		

02320 - 5 AP US History						Overall Average 85.78%	
Date Due	Date Assigned	Assignment	Category	Score	Total Points		
09/12/2019	08/14/2019	Chapter 5-6 Test	Tests		15.00		
09/11/2019	08/14/2019	Online Quiz	Tests	10.00	15.00		
09/05/2019	08/14/2019	Chapter 4 Test	Tests	90.00	100.00		
08/29/2019	08/14/2019	Chapter 4 Quiz II	Homework	9.00	10.00		
08/28/2019	08/14/2019	Chapter 4 Quiz I	Homework		10.00		
08/27/2019	08/14/2019	Colonial Test	Tests	46.00	50.00		
08/23/2019	08/14/2019	Chapter 3 Quiz II	Homework	8.00	10.00		
08/23/2019	08/14/2019	Colonial Chart	Tests	20.00	20.00		
08/22/2019	08/14/2019	Chapter 3 Quiz I	Homework	8.00	10.00		
08/21/2019	08/14/2019	Chapter 2 Quiz III	Homework	10.00	10.00		
08/20/2019	08/14/2019	Chapter 2 Quiz II	Homework	10.00	10.00		
08/19/2019	08/14/2019	Chapter 2 Quiz I	Homework	4.00	10.00		

□ Student IPR/Report Cards / Transcripts/Test Scores



Group Courses By: Year ▼

Year: 2016-2017 School Year **Grade:** 08
Building: Hinsdale South High School

Course	Description	SEM1	SEM2	Credit
03220 - 2	Geometry Honors	B+	A-	1.0000

GPA: 5.5000 Total Credit: 1.0000

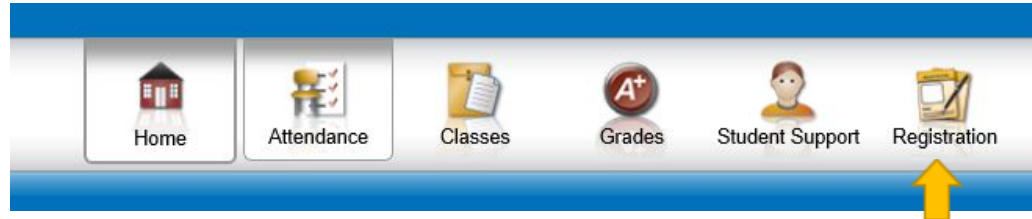
Year: 2017-2018 School Year **Grade:** 09
Building: Hinsdale South High School

Course	Description	SEM1	SEM2	Credit
05700 - 1	Treble Chorus		A+	0.5000
04300 - 1	Latin I	A+	A	1.0000
02390 - 7	World Studies Honors	A-	A	1.0000
03920 - 3	Physics Honors 9	A	A	1.0000
03320 - 1	Algebra II/Trig Honors	B	B	1.0000
01120 - 4	English I Honors	A	A	1.0000
07161 - 2	PE 1-1	A+		0.5000
07162 - 2	PE 1-2		A+	0.5000

GPA: 5.5455 Total Credit: 6.5000

How to Update Guardian Email Address and Telephone Numbers

- Log into your Home Access Center (HAC) account



- Go to the Registration Tab
- Select Edit on the Contacts Tab

A screenshot of the HAC Registration page. At the top, there is a navigation bar with icons for Home, Grades, Student Support, and Registration. Below this is a blue header with the text 'Demographic' and a message: 'Information could not be found for this student'. The main content area is divided into several sections: 'Demographic' (with fields for Student ID, Name, Birth Date, House/Team, Counselor, Building, Gender, Calendar, Homeroom, Grade, Language, Homeroom Teacher, State ID, Locker Number, and Locker Combination), 'Emergency' (with fields for Doctor, Phone, Hospital, Insurance, Group, ID, and Subscriber), 'Personal' (with fields for Social Security Number, Ethnicity, Meal Status, and Classification), 'Transportation' (with fields for To School and From School), and 'Contacts' (with fields for Student, Guardian, and Other Contacts). The 'Contacts' section is highlighted in yellow, and there are 'Edit' buttons next to it.

- Here you will be able to update the Guardian Email address and telephone numbers. Please note: The student information will show first, scrowl down to Guardian Information. Please **DO NOT** update any student information.
- Save any changes

Update Select Contact Information
Save Cancel

Contact the office in case there is other information to be updated.

Student: SRCTestStuFN_DSR1 SRCTestStuMN_DSR1 SRCTestStuLN_DSR1
Email: ssrcstestu0001@stu.hinsdale86.org

Type	Phone Number		Ext.	Listing Status
Emergency Number 1:	<input type="text"/>	X	<input type="text"/>	Listed <input type="button" value="v"/>
Emergency Number 2:	<input type="text"/>	X	<input type="text"/>	Listed <input type="button" value="v"/>
Father Cell:	<input type="text"/>	X	<input type="text"/>	Listed <input type="button" value="v"/>
Father Work:	<input type="text"/>	X	<input type="text"/>	Listed <input type="button" value="v"/>
Guardian Cell Phone:	<input type="text"/>	X	<input type="text"/>	Listed <input type="button" value="v"/>
Guardian Work Phone:	<input type="text"/>	X	<input type="text"/>	Listed <input type="button" value="v"/>
Home:	<input type="text"/>	X	<input type="text"/>	Listed <input type="button" value="v"/>
Mobile:	<input type="text"/>	X	<input type="text"/>	Listed <input type="button" value="v"/>
Mother Cell:	<input type="text"/>	X	<input type="text"/>	Listed <input type="button" value="v"/>
Mother Work:	<input type="text"/>	X	<input type="text"/>	Listed <input type="button" value="v"/>
Pager:	<input type="text"/>	X	<input type="text"/>	Listed <input type="button" value="v"/>
Stepfather Cell:	<input type="text"/>	X	<input type="text"/>	Listed <input type="button" value="v"/>
Stepmother Cell:	<input type="text"/>	X	<input type="text"/>	Listed <input type="button" value="v"/>
Summer School Emergency Number:	<input type="text"/>	X	<input type="text"/>	Listed <input type="button" value="v"/>
Work:	<input type="text"/>	X	<input type="text"/>	Listed <input type="button" value="v"/>

Guardian: SRCTestG1FN_DSR1 SRCTestG1LN_DSR1
Email: g1email@bogus.com

Type	Phone Number		Ext.	Listing Status
Emergency Number 1:	<input type="text"/>	X	<input type="text"/>	Listed <input type="button" value="v"/>
Emergency Number 2:	<input type="text"/>	X	<input type="text"/>	Listed <input type="button" value="v"/>
Father Cell:	<input type="text"/>	X	<input type="text"/>	Listed <input type="button" value="v"/>
Father Work:	<input type="text"/>	X	<input type="text"/>	Listed <input type="button" value="v"/>
Guardian Cell Phone:	(111) 222-2222	X	<input type="text"/>	Listed <input type="button" value="v"/>
Guardian Work Phone:	<input type="text"/>	X	<input type="text"/>	Listed <input type="button" value="v"/>
Home:	(111) 111-1111	X	<input type="text"/>	Listed <input type="button" value="v"/>
Mobile:	<input type="text"/>	X	<input type="text"/>	Listed <input type="button" value="v"/>
Mother Cell:	<input type="text"/>	X	<input type="text"/>	Listed <input type="button" value="v"/>
Mother Work:	<input type="text"/>	X	<input type="text"/>	Listed <input type="button" value="v"/>
Pager:	<input type="text"/>	X	<input type="text"/>	Listed <input type="button" value="v"/>
Stepfather Cell:	<input type="text"/>	X	<input type="text"/>	Listed <input type="button" value="v"/>
Stepmother Cell:	<input type="text"/>	X	<input type="text"/>	Listed <input type="button" value="v"/>
Summer School Emergency Number:	<input type="text"/>	X	<input type="text"/>	Listed <input type="button" value="v"/>
Work:	<input type="text"/>	X	<input type="text"/>	Listed <input type="button" value="v"/>

If you have any further questions, please contact:
Hinsdale Central - Julie Van Ness (jvanness@hinsdale86.org) at 630-570-8214
Hinsdale South - Tracy Marshall (tramarsh@hinsdale86.org) at 630-468-4216