



A Tradition of Excellence

October 1 2018

Via Electronic Mail

Riccardo A. Mora
8120 Winona
Norridge, IL 60706
NorridgeNewsFOIA@Gmail.com

RE: FOIA #19-022 Response to FOIA Request

Thank you for writing to Hinsdale Township High School District No. 86 with your request for information pursuant to the Illinois Freedom of Information Act ("FOIA"), 5 ILCS 140/1 et seq., received on September 18 2018.

You requested the following:

- 1.) A copy of the SAT document with results for the district.

On September 24 2018, the District received the following clarification to your request:

- 2.) A copy of the 2018 SAT document with scores for the district, if more than one school in the district please include document for each school.

Enclosed is documentation responsive to your request.

As the District's FOIA Officer, I am responsible for the District's response to your FOIA request. This letter and enclosures are intended to be fully responsive to your specific request. If I have misunderstood your request in any way, please clarify the request in writing to me.

Sincerely,

FOIA Officer
Hinsdale Township High School District 86
630.655.6100
FOIA-Officer@hinsdale86.org
[FOIA Log](#)



SAT School Day Apr 10, 2018, 11th - Scores & Benchmarks

District
Mean Score
1176

State
Mean Score
1011

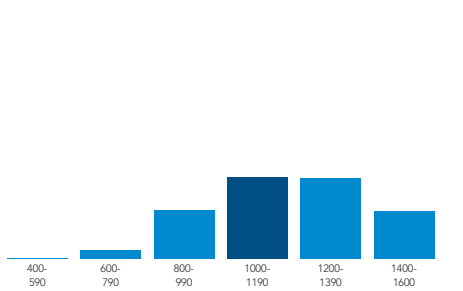
Total Group
Mean Score
997

Number of Participants	1042
Met Both Benchmarks	68%
Met ERW	(480) 83%
Met Math	(530) 70%
Met None	15%

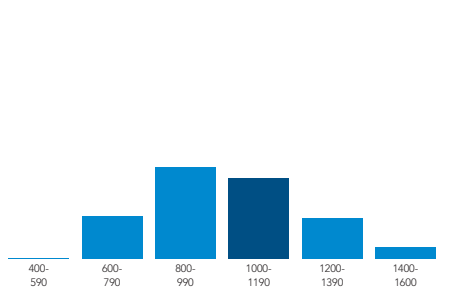
Number of Participants	137863
Met Both Benchmarks	37%
Met ERW	(480) 58%
Met Math	(530) 40%
Met None	39%

Number of Participants	432341
Met Both Benchmarks	34%
Met ERW	(480) 57%
Met Math	(530) 36%
Met None	41%

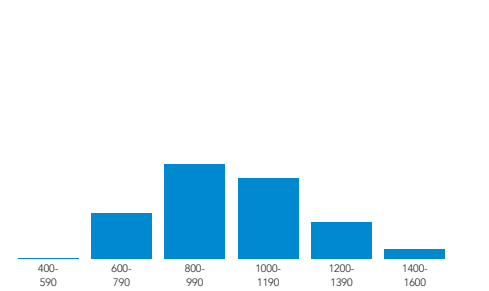
Distribution of Scores



Distribution of Scores



Distribution of Scores



Mean Total Score (400-1600)

Total Score	1176
-------------	-------------

Mean Total Score (400-1600)

Total Score	1011
-------------	-------------

Mean Total Score (400-1600)

Total Score	997
-------------	------------

Mean Section Scores (200-800)

Evidence-Based Reading and Writing	585
Math	591

Mean Section Scores (200-800)

Evidence-Based Reading and Writing	507
Math	504

Mean Section Scores (200-800)

Evidence-Based Reading and Writing	503
Math	493

Mean Test Scores (10-40)

Reading	29
Writing and Language	29
Math	30

Mean Test Scores (10-40)

Reading	26
Writing and Language	25
Math	25

Mean Test Scores (10-40)

Reading	25
Writing and Language	25
Math	25

Mean Cross-Test Scores (10-40)

Analysis in Science	30
Analysis in History/Social Studies	29

Mean Cross-Test Scores (10-40)

Analysis in Science	26
Analysis in History/Social Studies	25

Mean Cross-Test Scores (10-40)

Analysis in Science	26
Analysis in History/Social Studies	25

Mean Subscores (1-15)

Command of Evidence	10
Words in Context	10
Expression of Ideas	10
Standard of English Contentions	10
Heart of Algebra	10
Problem Solving and Data Analysis	10
Passport to Advanced Math	10

Mean Subscores (1-15)

Command of Evidence	8
Words in Context	8
Expression of Ideas	8
Standard of English Contentions	8
Heart of Algebra	8
Problem Solving and Data Analysis	8
Passport to Advanced Math	8

Mean Subscores (1-15)

Command of Evidence	8
Words in Context	8
Expression of Ideas	8
Standard of English Contentions	7
Heart of Algebra	8
Problem Solving and Data Analysis	8
Passport to Advanced Math	8

From: [Norridge News](#)
To: [FOIA Officer](#)
Subject: FOIA
Date: Monday, September 17, 2018 9:12:56 PM

"Freedom of Information Act Request"
 September 8, 2018

Riccardo A. Mora
 8120 Winona
 Norridge, IL 60706
 NorridgeNewsFOIA@Gmail.com

Pursuant to the "Freedom of Information Act" I request the following information:

1.) A copy of the SAT document with results for the district, it should look something like this:

SAT School Day Apr 10, 2018, All Grades - Scores & Benchr

School <i>Mean Score</i> 1002	District <i>Mean Score</i> 1002	State <i>Mean Score</i> 1010	Total Group <i>Mean Score</i> 994				
Number of Participants	191	Number of Participants	191	Number of Participants	138529	Number of Participants	442811
Met Both Benchmarks	30%	Met Both Benchmarks	30%	Met Both Benchmarks	37%	Met Both Benchmarks	34%
Met ERW	(480) 69%	Met ERW	(480) 69%	Met ERW	(480) 58%	Met ERW	(480) 56%
Met Math	(530) 31%	Met Math	(530) 31%	Met Math	(530) 40%	Met Math	(530) 36%
Met None	30%	Met None	30%	Met None	40%	Met None	42%
Distribution of Scores	Distribution of Scores	Distribution of Scores	Distribution of Scores	Distribution of Scores	Distribution of Scores	Distribution of Scores	Distribution of Scores

Please send a copy of the information requested via electronic format to the E-mail address listed above.

Thank you
 Riccardo A. Mora

From: [Norridge News](#)
To: [FOIA Officer](#)
Subject: FOIA
Date: Saturday, September 22, 2018 11:48:52 AM
Attachments:

"Freedom of Information Act Request"
September 22, 2018

Riccardo A. Mora
8120 Winona
Norridge, IL 60706
NorridgeNewsFOIA@Gmail.com

Pursuant to the "Freedom of Information Act" I request the following informations:

1.) A copy of the 2018 SAT document with scores for the district, if more than one school in the district please include document for each school. I have attached a copy of the document I request as an example.

This request is not for commerical purpose.

Please send a copy of the information requested via electronic format to the E-mail address listed above.

Thank you
Riccardo A. Mora