



Hinsdale South Science Program

Response to the OCR Complaint

Freshman	Sophomore	Junior	Senior
<p>GeoPhysics OR Physics Honors</p>	<p>Chemistry OR Chemistry Honors</p>	<p>Biology OR AP Biology</p>	<p>Anatomy & Physiology Earth Science AP Biology AP Chemistry AP Environmental Sci AP Physics 1 AP Physics 2 AP Physics C AP Seminar AP Research</p>
	<p><u>Concurrent Electives:</u> AP Seminar</p> 	<p><u>Concurrent Electives:</u> Anatomy & Physiology Earth Science Physics AP Chemistry AP Environmental Sci AP Physics 1 AP Physics C AP Seminar AP Research</p>	

MOTIVATION - WHY PCB?

2018 US News & World Report - Top 10 Illinois High Schools - bold = PCB

1. **Walter Payton College Prep**

2. **Northside College Prep**

3. Lane Tech

4. Phoenix Military Academy

5. **Jones College Prep**

6. Whitney Young Magnet

7. Stevenson

8. **Proviso Math & Sci Academy**

9. Lincoln Park

10. Brooks College Prep

MOTIVATION - WHY PCB?

Program of Studies Task Force Goals

Provide meaningful courses for students at all academic levels

Increase critical thinking and science reasoning skills

Increase reading skills and scientific literacy

Increase students' exposure to the core sciences

Increase students' enrollment in upper level science courses

Increase vertical alignment within department courses

Increase articulation with feeder schools

Decrease confusion on freshman placement

Increase State scores

Similar Paths to AP Biology

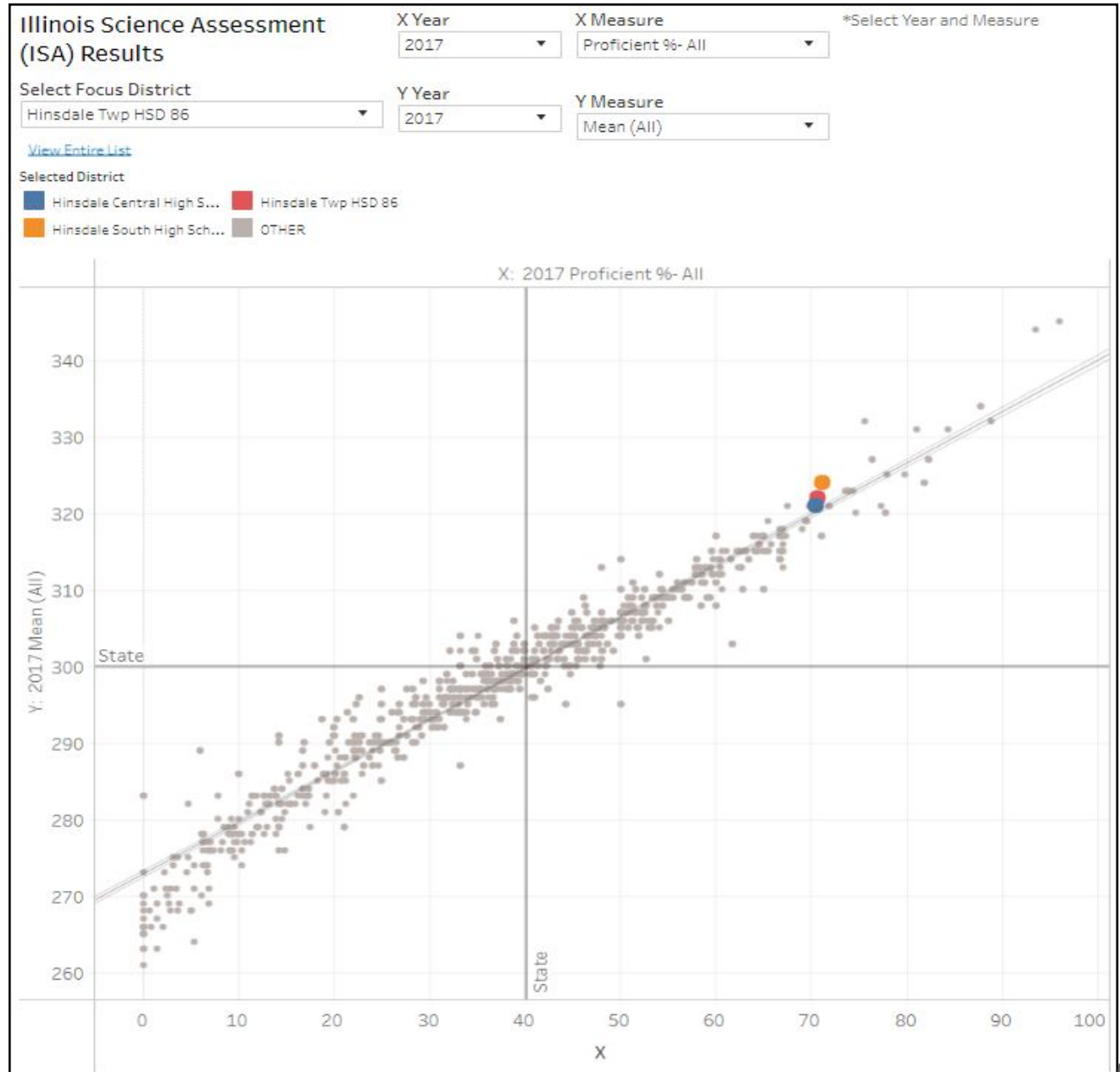
Hinsdale Central Optional Sequence -- p. 81 in the 2017 Program of Studies

Seq.	Grade 9	Grade 10	Grade 11
6.	Chemistry H (if you are registered for Algebra 2 Trig or higher)	A.P. Physics 1	AP Biology <i>or</i> AP Environmental Science

Hinsdale South Sequence

Freshman	Sophomore	Junior
GeoPhysics OR Physics Honors	Chemistry OR Chemistry Honors	Biology OR AP Biology

2017 Illinois Science Assessment Results: HSHS Biology Students



Students' Success in AP Biology

AP Biology Exam		2016	2017	2018
Hinsdale Central	# of 3, 4, 5	60	56	72
	% of student body	2.1%	2.0%	2.6%
Hinsdale South	# of 3, 4, 5	95	121	75
	% of student body	6.0%	7.8%	5.0%

Student Success in AP Physics C

AP Physics C Exam		2017	2018
Hinsdale Central	# of 3, 4, 5	31	27
	% of student body	1.1%	1.0%
Hinsdale South	# of 3, 4, 5	21	24
	% of student body	1.4%	1.6%

AP Science Participation Adjusted for School Size

	2015-2016		2016-2017		2017-2018	
	Hinsdale Central	Hinsdale South	Hinsdale Central	Hinsdale South	Hinsdale Central	Hinsdale South
School Population	2813	1594	2834	1553	2765	1507
Environmental Science	4.7%	6.1%	4.2%	6.9%	3.1%	5.2%
Biology	2.5%	9.3%	2.3%	11.4%	3.4%	9.4%
Chemistry	1.7%	3.7%	1.6%	3.0%	2.1%	3.1%
Physics 1	4.6%	1.4%	5.6%	0.8%	6.2%	1.6%
Physics 2	0.7%	0.0%	0.8%	0.0%	0.7%	0.0%
Physics C: Mechanics	2.3%	2.6%	1.8%	2.0%	1.2%	2.5%
Aggregate Total AP Science Participation Adjusted for School Size	16.5%	23.1%	18.1%	24.1%	18.0%	21.8%



**HINSDALE SOUTH
HIGH SCHOOL**