



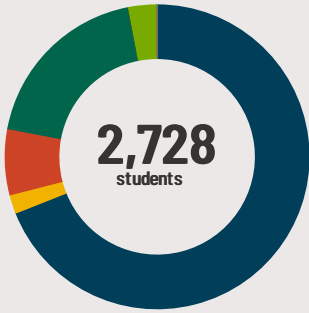
Hinsdale Central High School

5500 S Grant St Hinsdale, IL 60521 (630) 570-8000

Grades: 9 - 12
District: Hinsdale Twp HSD 86

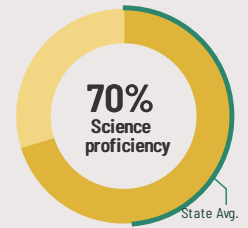
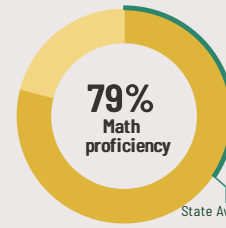
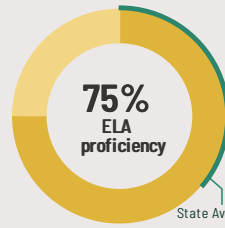
Principal: Mr. William Walsh
Superintendent: Ms. Tammy Prentis

Fast Facts



Student Characteristics

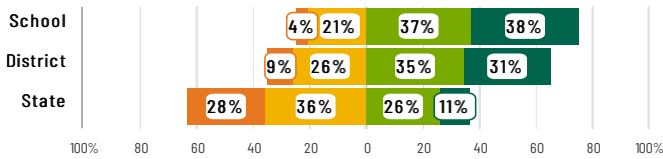
White	69%
Black	2%
Hispanic	7%
Asian	19%
American Indian	0%
Two or More Races	3%
Pacific Islander	0%
Low Income	6%
English Learners	2%
With IEPs	9%
With Disabilities	-
Homeless	0%



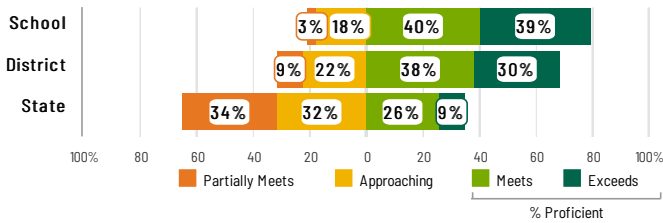
Academic Success

High school students take the SAT in English Language Arts and Math. The display shows SAT ELA & Math results in four performance levels.

English Language Arts



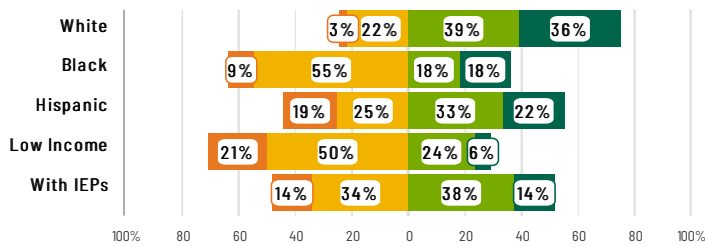
Mathematics



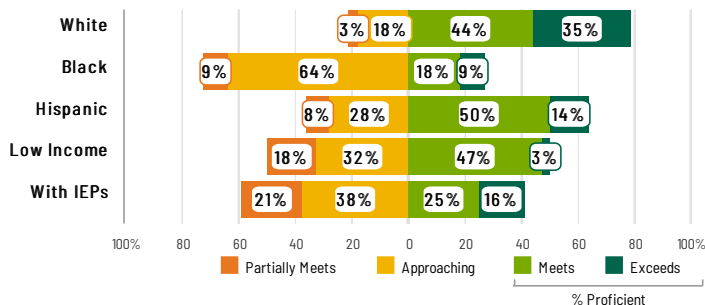
Success by Student Group

This display shows SAT ELA & Math performance levels for each student group. No data is shown for groups with fewer than 10 students.

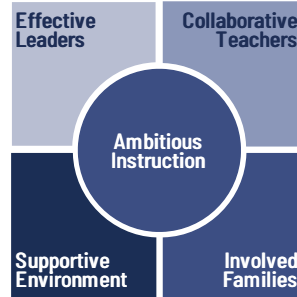
English Language Arts



Mathematics



School Environment



The **5Essentials Survey** allows students in grades 6-12 and all teachers to share their perspectives on essential conditions for learning. The anonymous survey consists of 5 components.

- Most implementation
- More implementation
- Average implementation
- Less implementation
- Least implementation
- Not Applicable/Low Response

Response Rates

Students	78%
Teachers	69%

Less Effective Leaders

Do principals and teachers implement a shared vision for success?

Average Collaborative Teachers

Do teachers collaborate to promote professional growth?

More Ambitious Instruction

Are classes challenging and engaging?

Most Supportive Environment

Is the school safe, demanding, and supportive?

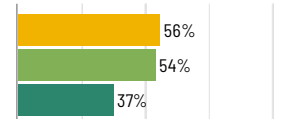
More Involved Families

Does the entire staff build strong external relationships?

College Readiness

Early College Coursework

Students taking early college coursework in grades 10, 11, and 12



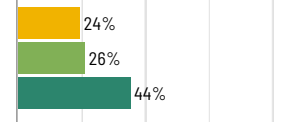
Postsecondary Enrollment

Students who enroll at colleges and universities



Community College Remediation (lower is better)

Students enrolled in Illinois community colleges who require remedial coursework



Graduation Rate

Percentage of students who graduated within 4 years



Legend: School (Yellow), District (Green), State (Dark Green)



Hinsdale Central High School

School Highlights

Academic Courses

HCHS offers 28 AP courses as well as a variety of courses in core and elective areas. Programs are also offered to provide academic support (Excel) and a full continuum of services for students with special needs. A comprehensive Program of Studies is available on Hinsdale Central High School web site; <https://d86.hinsdale86.org/domain/125>

Physical Education, Health and Wellness

HCHS offers comprehensive health and wellness opportunities through the Physical Education and Health Department. A comprehensive Program of Studies is available on Hinsdale Central High School web site; <https://d86.hinsdale86.org/domain/125>

Other Programs and Activities

HCHS offers nearly 100 different academic, community, service, competitive and interest based clubs and activities for students. Over 90% of HCHS students participate in at least one club, organization or student activity. For a comprehensive list of our Activity Clubs, visit <https://d86.hinsdale86.org/domain/73>.

School Awards

HCHS has received state and national recognition and awards in academics, athletics and non-athletic activities. In 2014-15 HCHS won a state record 8 IHSA State Championships and 3 IHSA Championships in the 2018-19 school year. Boys' Golf, which has won its 7th consecutive IHSA 3A State Championship Boys' Tennis Girls' Tennis

Career Development Courses and Programs

HCHS offers career development courses and programs within the school curricular area, as well as through a partnership with the Technology Center of DuPage, <https://www.tcdupage.org/>

Athletics

As a member school of the Illinois High School Association (IHSA), HCHS offers 31 different athletic programs. Over 75% of HCHS students participate in athletics and/or student activities. For a comprehensive listing of athletic opportunities to students of Hinsdale Central High School refer to <https://d86.hinsdale86.org/domain/72>.

School Personnel Resources

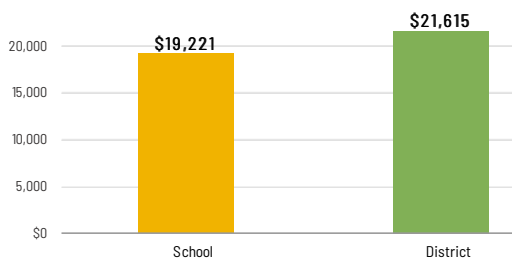
Assistant Director (Special Education), Department Chair, English as a Second Language Teacher, Librarian/Media Specialist, Paraprofessional, Reading Specialist, Reading Teacher, School Guidance Counselor, School Guidance Counselor Intern, School Nurse, School Psychologist, School Psychology Intern, School Social Worker, School Social Worker Intern, Special Education Teacher, Speech Language Pathology

Facilities

Central is the older of the two four-year high schools in District 86. Several additions to the academic, administrative and athletic facilities have occurred over the past 68 years. A D86 Building Referendum was passed by the community in April 2019 with a focus on student learning centers and athletic facilities.

School-Level Finance

The Every Student Succeeds Act requires LEAs to report school-level expenditure data, beginning with School Year 18-19 data. LEAs are required to report actual personnel and non-personnel expenditures of both site-specific and district centralized expenditures. Expenditures are shown at the site level and must be disaggregated by source of funds (federal vs. state/local). These data are self-reported and may differ from AFR data.



Educator Measures

This school has had **2 principal(s)** over the past 6 years. In the last three years, an average of **93% of teachers** return to this school each year.

Student Attendance and Mobility

Attendance Rate

Rate at which students are present at school, not including excused or unexcused absences



Chronic Absenteeism

Percentage of students who miss 10% or more of school days per year either with or without a valid excuse



Student Mobility

Percentage of students who transfer in or out of the school during the school year, not including graduates



Teacher Retention

Percentage of full time teachers who return to the same school year to year



0% 25 50 75 100% School District State

FOR MORE INFORMATION

Visit IllinoisReportCard.com to see additional details about each item of information for this school. There you will find charts spanning multiple years, detailed explanations, resources, more of the school's programs and activities, and powerful tools that let you dig deeper into data.

Most of this data has been collected by ISBE from school districts through data systems. Some information, such as the School Highlights, is entered directly by principals and can be updated throughout the year.